

# iCR3600SF

Experience the Future of Digital Radiography with iCRco

Stay Competitive

Improve Patient Care

Innovate Imaging Workflow



The iCR3600SF will transform your office into a modern imaging facility. Ideal for extremities and podiatry imaging, the iCR3600SF is the only small format CR specifically designed for your practice. Its compact size and wall mounting capability makes this CR second to none. The iCR3600SF also offers our patented True Flat Scan Path™ technology for exceptional image quality, high throughput and low cost of ownership.

The iCR3600SF is a complete integrated solution. It is paired with the superior image processing software Clarity Captera™. With the robust and feature rich Clarity Captera™, you get optimal image quality with the ability to manipulate images further to your preference.

iCRco is a leader in bringing you the most innovative technologies in medical imaging for almost 20 years. Your customers will see you as part of the innovation once they see how quickly you can bring them into the diagnostic process with the iCR3600SF.

True Flat Scan Path™ technology — Get 300,000+ artifact free images per plate.

One internal moving part for maximum uptime and reliability.

Unsurpassed image quality at 83 images per hour.

User friendly and intuitive acquisition software.

[www.icrcompany.com](http://www.icrcompany.com)



# iCR3600SF

Experience the Future of Digital Radiography with iCRco



Although computed radiography technology has been widely accepted, other major manufacturers follow the same pattern of removing the costly phosphor plates and running them through rollers in their CR readers. iCRco has re-invented how CR technology works with True Flat Scan Path™. This technology ensures the phosphor plate never leaves the cassette to avoid any plate handling, damage or wear during the scan process.

## iCR3600SF Specifications\*

Micron Spot Size	Pixels Per mm	Dots Per Inch (DPI)	Line Pairs Per mm
155	5	163	3.1
100	10	254	5

<b>Grayscale Resolution</b>	16 bits/pixel source file, 65536 Shades of Gray
<b>Image Access Time</b>	25 seconds (10" x 12")
<b>Plate Throughput</b>	83 Plates Per Hour 10"x12"
<b>Cassette Sizes</b>	10" x 12" (25 x 30 cm), 8" x 10" (20 x 25 cm)
<b>Weight</b>	42 lbs (19 kg)
<b>Dimensions</b>	W34.5" x D10.5" x H18" (W87.6 x D25.4 x H45.7 cm) Wall Mountable or Table Top
<b>Power Source</b>	100-240V AC/ 2.5A max; 47-63Hz (Universal Power Supply)
<b>Heat Generation</b>	Standby 230W, Maximum 1610W
<b>Operating Conditions</b>	Temperature; 0-40°C/32-105°F, Temperature change: 0.5°C/min, Humidity: 15%-95% RH, Magnetic Fields: max 1260 µT (in Conformance with EN 61000-4-8: Level 3), 10 A/m

\* Specifications are subject to change without notice. Processing and display time dependent on processor speed, RAM disk access time, and video card.



Components are made from 98% recyclable parts • iCRco is an ISO 13485 certified company • U.S. and international patents granted • Additional patents pending • FDA accepted • Medical CE mark CE 0086

## Clarity Captera™ Features

iCR3600SF includes Clarity Captera™ — Intuitive touch screen capable acquisition software

Smart Scanning: Manipulate acquired images while additional cassettes are being scanned

ICE2 image processing: Further manipulate images to your preference, automatically applies proper algorithms for an anatomy

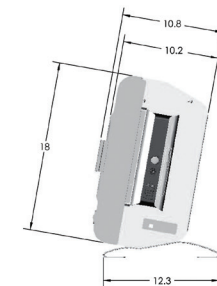
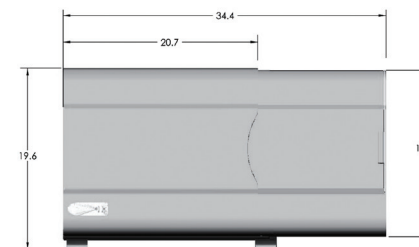
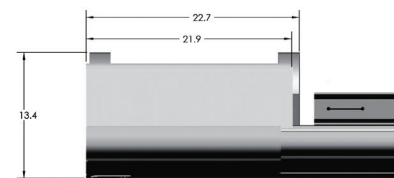
Smart search, sort, and filter options

Integration with front office management systems like RIS and EMR

Full set of annotation tools

User preferred settings and privileges

## Outer Dimensions



© 2010 iCRco. All rights reserved. "True Flat Scan Path" and "Clarity Captera" are registered trademarks of iCRco. BR071610DUS

iCRco, INC. | 2580 WEST 237TH STREET, TORRANCE, CA 90505 | TEL: 310.921.9559 | FAX: 310.542.7236 | WWW.ICRCOMPANY.COM | INFO@ICRCOMPANY.COM

